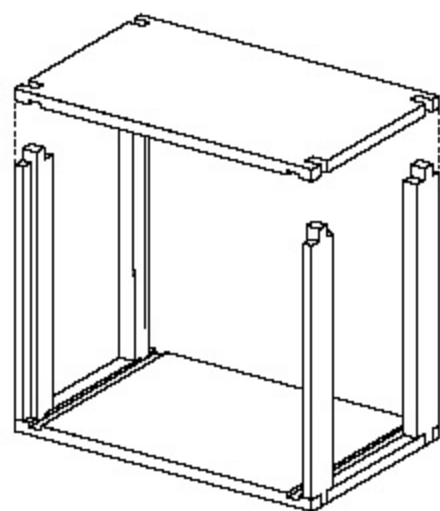
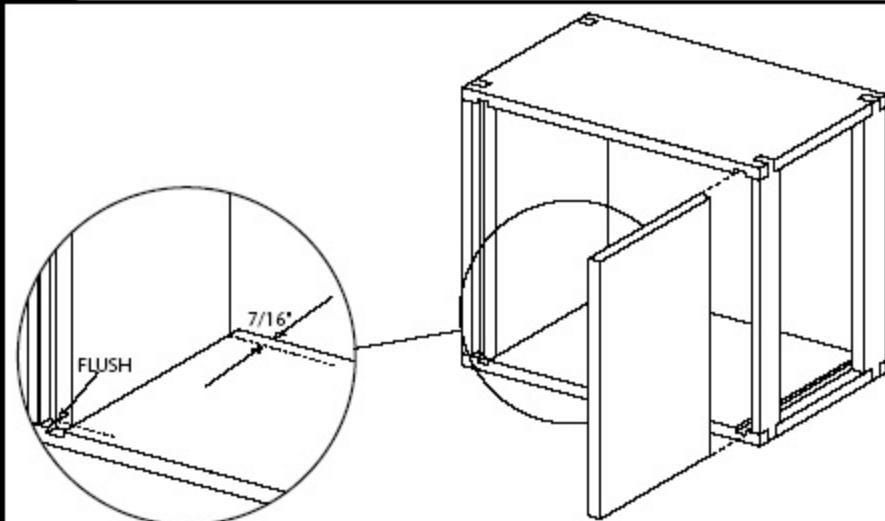


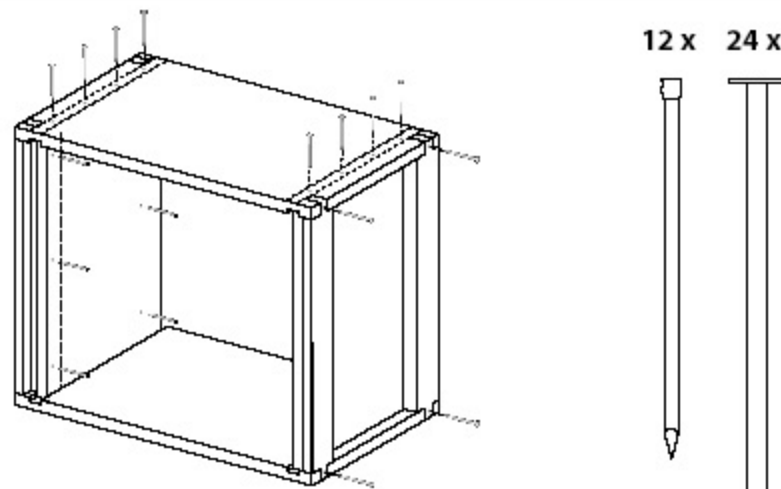
1 Lay side panel flat. Insert top rails with cutouts facing in and up. Insert bottom rails with chamfer sloping down and outwards.



2 Place second side panel on top



3 Slide end boards into grooves ensuring chamfered edge is towards top and slopes down and out. The top edge must be $7/16"$ below the top edge of the side panel



4 Nail rails to side panels as shown using 8 x 50mm round head wire nails. Nail side panels to end boards using 16 x 50mm round head wire nails. Nail end boards to rails using 12 x 40mm lost head nails